

CERTIFICATION



HACCP International



ISO9001

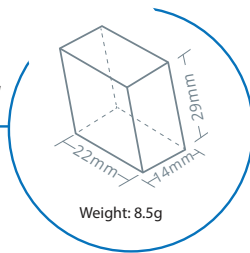
ICE MATE



SRM-270AB-14-B-501SA

ICE MAKER

HALF DICE



ICEMATE is committed to bringing high-efficiency / energy-saving, and high quality ice-making product to people who have dreams and desire to create their own business with the best scientific technology and manufacturing technology.

KEY FEATURES

SAFETY AND HYGIENE ASSURED ICE MACHINE

AUTO-CLEANING



Timely maintenance of water system can extend life of equipment.

PURE ICE

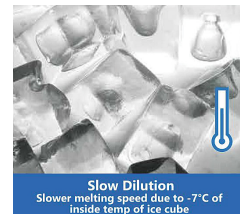


Overflow self-cleaning function, ensuring ice hygiene

IoT



Slow melt Dilution



Slow Dilution
Slower melting speed due to -7°C of inside temp of ice cube

Powerful Ice Making



Powerful Ice Making

Designed for commercial Ice Machine

High-speed Rotation

Fast Ice Making

Sufficient Ice Production

In making cycle about 12.0-13.5min

Ensuring sufficient ice production in 24 hours

Energy & Water Saving, Quiet Operation



Energy & Water Saving, Quiet Operation

Scientific water cycle system
The water circulation system reuses water and reduce waste

Noise Reduction

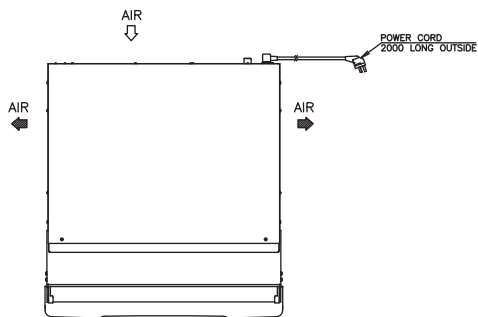
Stable compressor operation

Machine runs quietly and smoothly

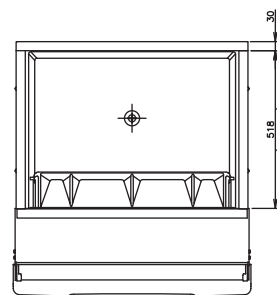
Low energy consumption

Long life compressor

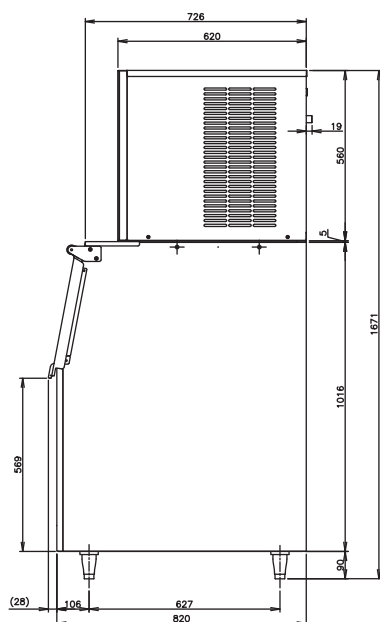
Low energy consumption during operation



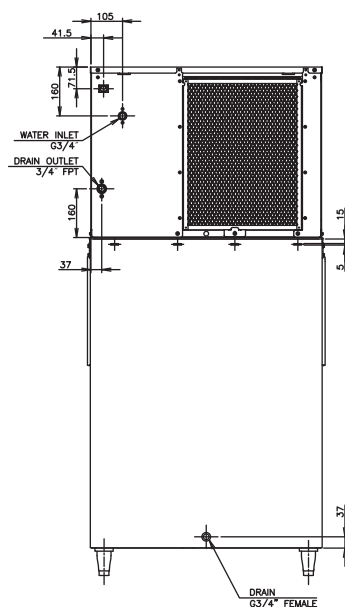
BIN TOP VIEW



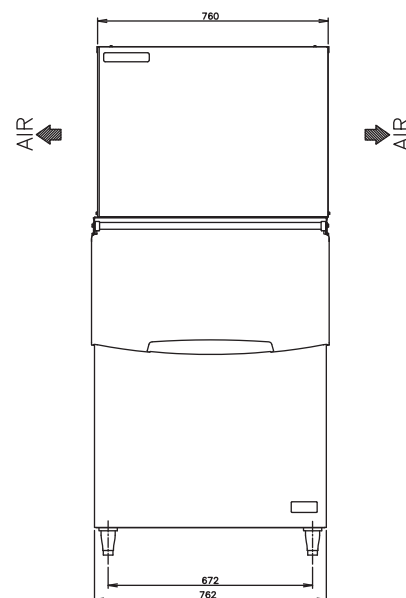
RIGHT SIDE



BACK SIDE



FRONT SIDE



SPECIFICATIONS

Ice Dimensions (W x D x H)	29 x 14 x 22 mm
Outside Dimensions (W x D x H)	762 x 820 x 1671 (~1701) mm
Package Dimensions (W x D x H)	Ice Maker: Pallet+Carton: 850 x 710 x 750mm Storage Bin: 866 x 924 x 1138mm
Weight (Net / Gross)	Ice Maker: 59kg / 78kg Storage Bin: 47kg / 57kg
Amperage / Starting Amperage	4.96A/24A
Electrical Consumption	(AT32°C / WT21°C) 938.3W
Refrigerant Charge	R404A/620g
Ice Storage Capacity	Maximum 217kg
Ice Production per 24H	(AT10°C / WT10°C) Approx. 275 kg (AT21°C / WT15°C) Approx. 225kg (AT32°C / WT21°C) Approx. 183 kg

Water Consumption per 24H	(AT32°C/WT21°C) 0.19m ³ (1.0L / kg Ice)
Ice Production Freeze Cycle Time	(AT21°C/WT15°C) 16.5 min
Ice Production per Cycle	(AT21°C/WT15°C) Approx. 2.57kg / 320pcs

OPERATING CONDITIONS

Voltage Range	198 - 242 V
Ambient Temperature	5 - 38°C
Water Supply	5 - 32°C
Water Supply Pressure	0.07 - 0.55 Mpa (0.7 - 5.5 bar)
Supply Voltage	1/220 - 240V / 50Hz



HOSHIZAKI

HOSHIZAKI (THAILAND) LIMITED

No. 99 CP Tower North Park building 9th Floor, Zone D1 Soi Ngamwongwan 47 Intersection 42, Thung Song Hong Subdistrict, Lak Si District, Bangkok 10210 Thailand. TEL +66 2 005 9980 | FAX +66 2 516 2646
<https://hoshizaki-sea.com>